

K

K A N D I

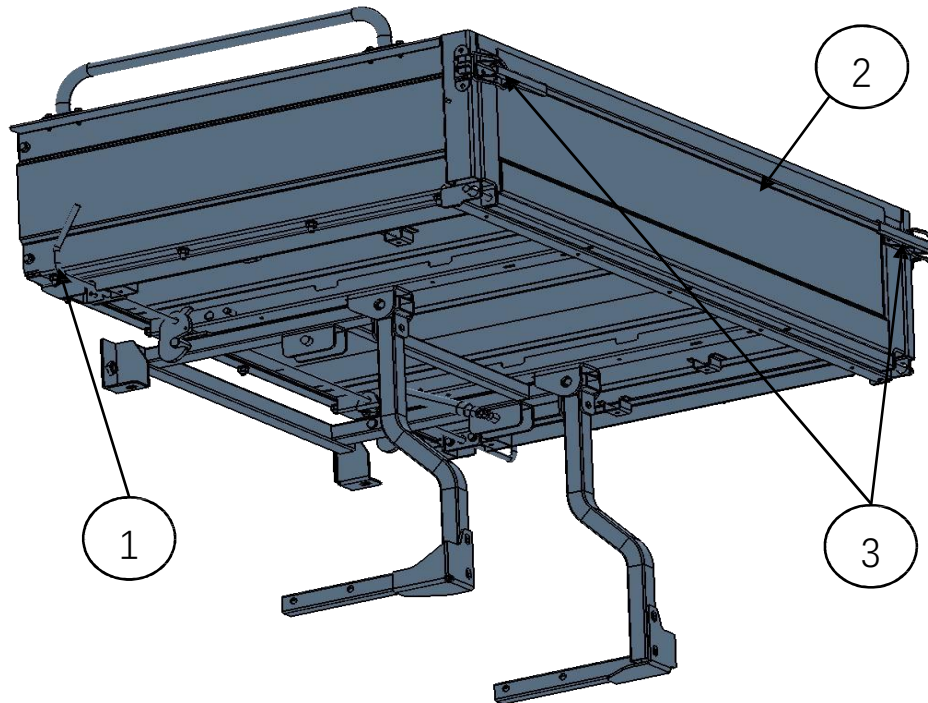
kandipowersports.com

KANDIKRUISER2P ELECTRIC GOLF CART

CARGO BOX OWNER'S MANUAL



CARRYING LOADS



1. rocker 2. Rear door assembly 3. Snap

1. rocker

The rocker mainly controls the lifting or lowering function of the front part of the container. When the rocker rotates clockwise, the front of the container rises; when the rocker rotates counterclockwise, the front of the container drops.

2. Rear door assembly

The back door is open for easy storage.

3. Snap

When the back door is closed, the buckle hand must be fastened to avoid the back door falling injury or goods fall.

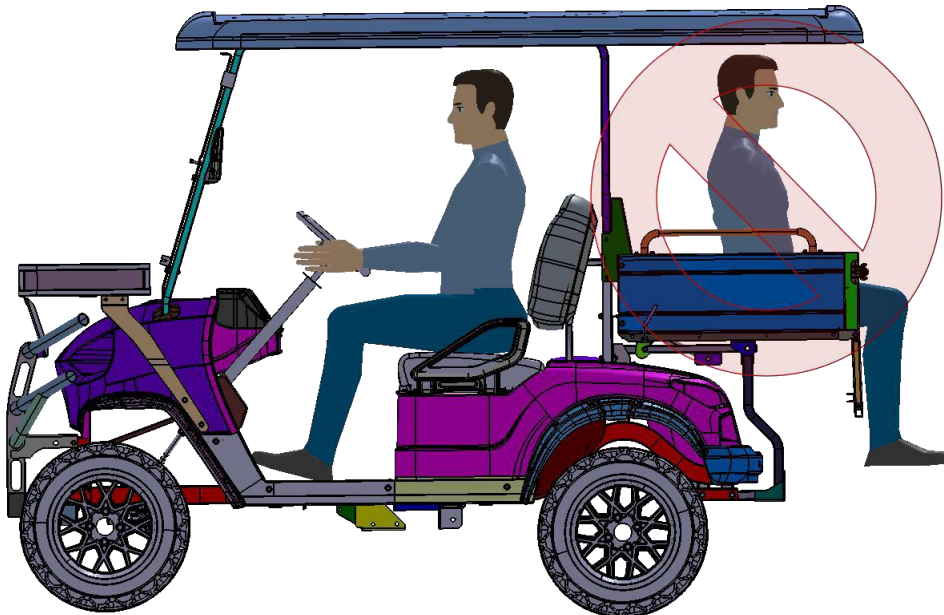
CARRYING LOADS



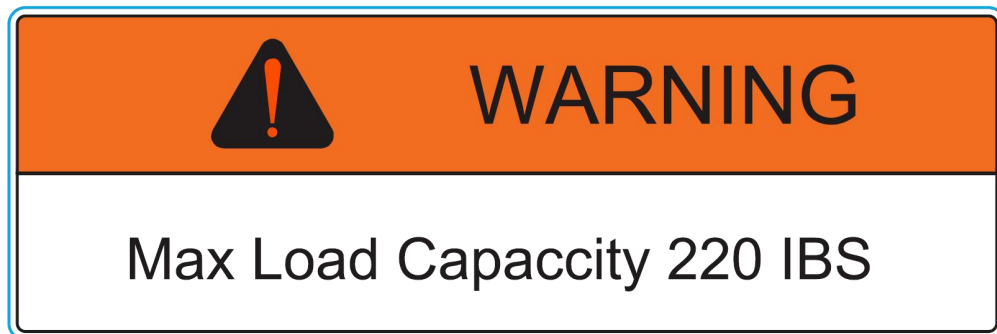
WARNING

When to the Moving, the cargo will change the vehicle stability and handling. You must be well protected when carrying cargo. Please pay attention to the following points:

1. Never carry a passenger in the cargo bed. container is designed to carry cargo only. Passengers are at risk of falling or being injured by the cargo.



2. Never exceed the weight limits shown, the container max load capacity (100kg) 220 IBS.



3. To avoid a centralized load, try to spread the load. When loading, the load on the bottom of the box should be balanced. The load in the box should not be biased to one end or one side, especially when the center of gravity of the load is strictly forbidden to be biased to one end. Load the cargo on the bed as close to the center of the vehicle as possible and tie it securely.
4. Please drive at low speed and avoid sharp turns When loading.
5. When carrying cargo, please keep enough braking distance, the heavier the goods, the longer the braking.
6. Choose terrain carefully and avoid hills and rugged terrain. Road roughness will affect the stability and handling of vehicles.